

LFXPRO SERIES Outdoor Lighting

LFXPRO-LG-50-150W-MCTP-BK
POWER & CCT ADJUSTABLE FLOOD/AREA LIGHT

MCTP Multi Color Temperature & Multi Power/Wattage (Selectable)

Customer Name: _____

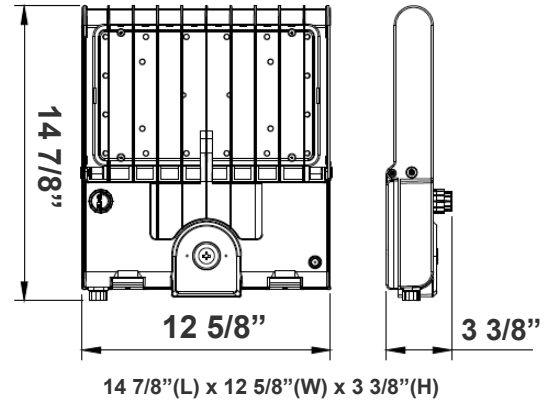
Project Name: _____

Note: _____

Type: _____



Ideal for general site lighting, alleys, loading docks, doorway, pathway, and parking areas.



Features

- LED Flood Light
- With snap-on & bolt mounting options for one-person installations.
- Select a mounting option (Sold separately)
- 70,000 Hours Rated Life
- 7-Year Warranty
- Optic Lens Type: III
- Multi-CCT & Multi-Power - The Switches are on the Bottom of the Fixture

Technical Specifications

Electrical:

- Voltage: 100-277V AC 50/60Hz
- Wattage: 50W/ 80W/ 100W/ 150W
- Power Factor: >0.9
- Output Current: 0.25A
- Efficacy: 125 LPW
- THD: <20%

Mechanical:

- Housing: Die-cast Aluminum Housing with Powder Coat Finish (Black)
- 10KV Lightning Surge Protection
- Operating Temperature: -40°F to 104°F
- IP Rating: IP65
- Suitable for Wet Locations
- Effective projected areas (EPA's) are:
 - Front = 0.38 square feet
 - Side = 0.30 square feet
 - Face = 1.05 square feet

Lighting:

- Dimmable: 0~10V
- Solid State Lighting technology for long life, no Maintenance needed and High-Efficiency
- Lens Type: Optical TYPE III Lens, High Light Transmittance PC, Anti-UV and Flame Resistant
- Cord Type: 3.2' SJTW 18/3 AWG cable
- Total lumens: 19200LM Max.
- Color temperature: 3000K/ 4000K/ 5000K/ 5700K
- Color rendering index: CRI ≥ 70
- Beam Angle: 90°x120°

Applications:

- Ideal for general site lighting, alleys, loading docks, doorway, pathway and parking areas.
- Replace existing HID flood lights/ wall packs

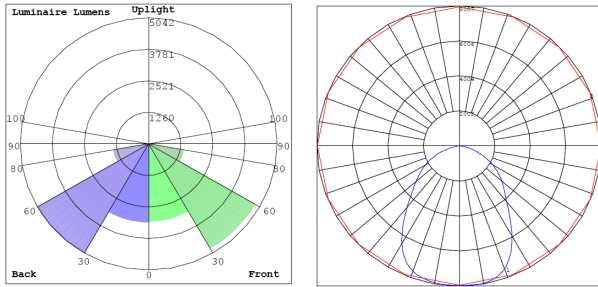
Other Models:

- 300W | 38000LM | LFXPRO-XL-150-300W-MCTP-BK

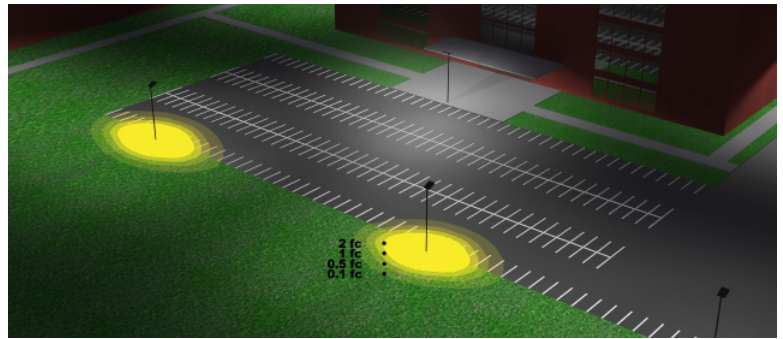


Photometrics: LFXPRO-LG-50-150W-MCTP-BK

TYPE III



BUG Rating: B4-U0-G1



Area 65'x 75' Mounting Height: 20'

Other Views:



Side View



Front View



Back View

Performance Table: LFXPRO-LG-50-150W-MCTP-BK

MODEL NO.	Wattage	Voltage	Lumens	Color Temp.	BUG Rating	LPW
LFXPRO-LG-50-150W-MCTP-BK	50W 80W 100W 150W	120~277V	1875LM 10000LM 12500LM 18750LM	3000K 4000K 5000K 5700K	B4-U0-G1	125

EPA Rating:

Model	0.58	1	1.22	1.44	1.29	1.86
LFX-LG						



Sample Ordering

Model Size Min. Wattage Max. Wattage Color Temp. Housing

LFXPRO - LG - 50 - 150W - MCTP - BK

ACCESSORIES:



WEC-8RC


Factory-Installed Options:



OPT-SEN-3MR-3



OPT-3MPC



OPT-EM-OD2EXT

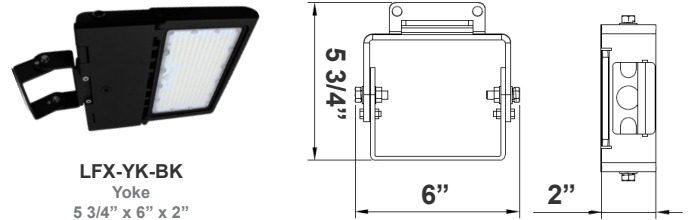
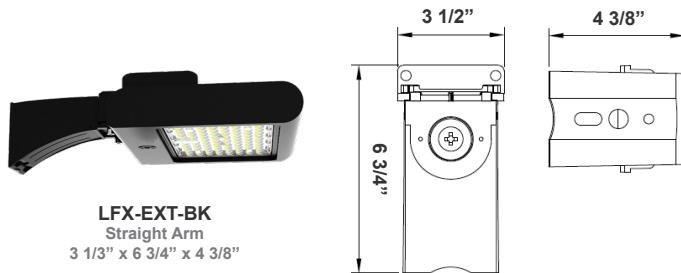
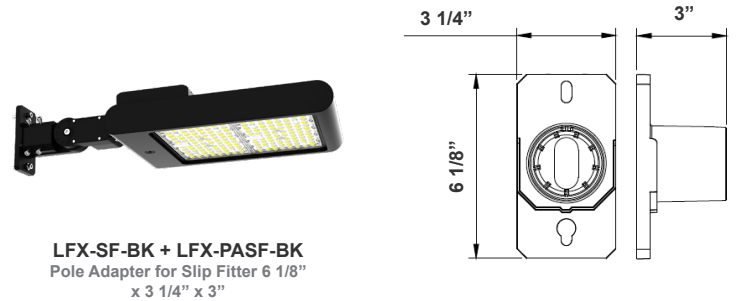
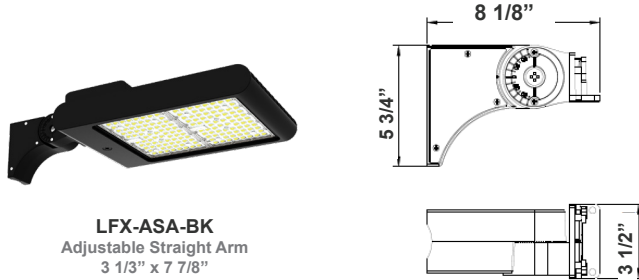
Accessories Options

Blank = No Option For Accessories
WEC-8RC = Optional Motion Sensor Remote Control

Factory-Installed Options

Blank = No Option For Accessories
OPT-EM-OD2EXT = Emergency Battery Backup
OPT-3MPC = Microwave Photocell with a 1/2" threaded
OPT-SEN-3MR-3 = Programmable Microwave Bi-Level Sensor

Mounting Options:



Color Options: LFXPRO-LG-50-150W-MCTP-BK
 Custom Color Available


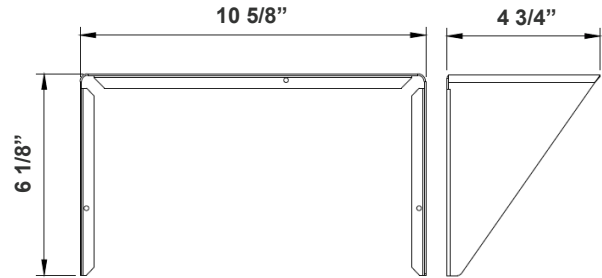
Black Silver White **Dark Bronze** Green Red Yellow
 Default color



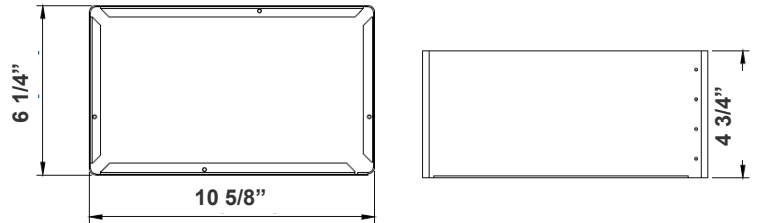
Shroud & Wire Guard: LFXPRO-LG-50-150W-MCTP-BK



LF-SHROUD-A
 Shroud
 6 1/8" x 10 5/8" x 4 3/4"
 Can be painted



LF-SHROUD-D
 Full-Glare Shroud
 6 1/4" x 10 5/8" x 4 3/4"
 Can be painted



LFXPRO-WG-A
 Wire Guard
 Can be painted



COLOR CHART: * Choose from one of our Premium Colors with no set-up fee.

Gloss:



SILVER METALLIC
70 GLOSS
T357-GR105



SILVER METALLIC
30 GLOSS
T353-GR06



DARK RED 90
GLOSS
P009-RD02



INTERNATIONAL
ORANGE 90
GLOSS
T009-OG26




SAFETY ORANGE
90 GLOSS
T009-OG01



YELLOW 90
GLOSS
T009-YL14



YELLOW 90
GLOSS
T009-YL01



TRAFFIC GREEN
70 GLOSS
T007-GN16



GREEN 70 GLOSS
T007-GN13




GREEN 60 GLOSS
C006-GN03



BLUE 90 GLOSS
T009-BL01



DARK BLUE 80
GLOSS
T008-BL20



RAL 8028 TERRA
BROWN 90 GLOSS
C209-BR358

Hammer:




WHITE HAMMER
T013-WH09



BEIGE HAMMER
T013-BG38



GREY HAMMER
C013-GR08



SILVER
HAMMERTONE
T064-GR05




BLACK HAMMER
T013-BK62



RED HAMMER
T013-RD15



GREEN HAMMER
T013-GN20



BLUE HAMMER
T013-BL468



BRONZE HAMMER
T012-BR161

Texture:



WHITE TEXTURE
C031-WH120



FLINT GRAY
TEXTURE
T243-GR522



BLACK TEXTURE
C241-BK109



RED TEXTURE
T241-RD129



BLUE TEXTURE
C241-BL544




OIL RUBBED
BRONZE TEXTURE
T291-BR251


Vein:



BLACK/WHITE
VEIN
T075-WH34



SILVER VEIN
T375-BK26



COPPER VEIN
EXTERIOR
T075-BK211



GOLD VEIN
T375-BK10



COPPER VEIN
T375-BK07

